

SCHOLARSHIP SEARCH

Tips and Tricks



WHAT ARE SCHOLARSHIPS?

- ◉ Free Money!
- ◉ The Different Types:
 - Student specific
 - Need based
 - Merit based
 - Career/major specific

TIP #1: APPLY TO AS MANY SCHOLARSHIPS AS POSSIBLE!

- ⦿ Remember, searching for scholarships is a numbers game
 - The more awards you apply for, the more awards you can get!!
- ⦿ Set your expectations by the rule of 10
 - 100 opportunities you find
 - 10 scholarships you qualify for and apply to
 - 1 scholarship award you win
- ⦿ Be persistent!! Apply, apply, apply!
It is the only way to win



TIP #2: DON'T WORRY ABOUT THE SIZE OF THE AWARD, JUST APPLY!

- ◉ Every scholarship you are eligible for is worth applying to.
 - If you are awarded 10 scholarships for \$1,000 or one scholarship for \$10,000, You still receive \$10,000 in scholarships.
- ◉ Smaller scholarships tend to have fewer competitors than larger ones.



TIP #3: CREATE A PORTFOLIO

- ◉ Most scholarships ask for the same information.
- ◉ Save time by:
 - Having a standard biographical profile of yourself.
 - Having essays ready with word lengths of 250 words, 500 words, 750 words, and 1,000 words on all different common scholarship topics.



EXAMPLES OF TYPICAL SCHOLARSHIP QUESTIONS

- ◉ Evaluate a significant experience, achievement, risk you have taken, or ethical dilemma you have faced and its impact on you.
- ◉ Indicate a person who has had a significant influence on you, and describe that influence.
- ◉ Explain the importance of (your major) in today's society.
- ◉ Describe your most meaningful achievements and how they relate to your field of study and your future goals.

TIP #4: ATTENTION TO DETAIL

- ◉ Attention to detail is extremely important for scholarship applications.
- ◉ Some common mistakes:
 - Missing deadlines
 - Incorrect/Omitted information
 - Leaving out information
 - Not following directions for essay length requirements
 - ◉ Have someone proofread your essay such as
 - Instructor
 - Counselor
 - Tutor
 - Family/Friends

TIP #5: LOOK FOR SCHOLARSHIPS ALL YEAR LONG

- ◉ Since scholarship deadlines vary
- ◉ Consider scholarship hunting to be a full-time job
- ◉ Use all resources - online searches as well as local organizations such as churches, banks, unions, etc.



TIP #6: THERE ARE SCHOLARSHIPS FOR EVERYTHING!!

- ◉ There are millions of scholarships available for you!
 - Left - handed students
 - Duct Tape “Stuck to Prom”
 - Culturally based scholarships
 - University specific scholarships
 - Hobby related scholarships
 - Career-specific



TIP #7: IT'S NEVER TOO EARLY (OR TOO LATE) TO FIND A SCHOLARSHIP

◉ There are scholarships for students who are almost done with school and for students who have finished school and need to pay off their loans.

- The moral? Never stop looking for scholarships!
- Find one that is passed the deadline? Save a copy of it and apply when it is due again next year so long as you will still be eligible.



TIP #8: BEWARE OF SCAMMERS!

- ⦿ You should **never, ever**, pay to search or apply for scholarships.
- ⦿ Do not give out a lot of personal information (social security numbers, bank account numbers, and other finance information).
 - However, FAFSA will require some of this information from you.
- ⦿ Do not trust award letters for scholarships you never applied to.



TIP #9: GET ORGANIZED

- ◉ Organization helps you apply to more scholarships
 - Use a calendar with reminders for deadlines
 - Save all of your applications and essays to re-use or use as a reference for future scholarship applications
 - Know how much money you need in scholarships
 - Make sure you keep your contact information updated
 - Stop by the Transfer and Career Center for assistance in creating your personal scholarship search binder



TIP #10: DON'T LET YOUR FACEBOOK ACCOUNT HOLD YOU BACK

- ◉ Maintain a professional social media presence.
 - No inappropriate photos or comments
 - Block your account
 - Consider creating a very professional Linked In account



TIPS AT A GLANCE:

- ◉ Tip #1: Apply to as many scholarships as possible!!!
- ◉ Tip #2: Don't worry about the size of the award, just apply!!
- ◉ Tip #3: Create a portfolio
- ◉ Tip #4: Attention to detail
- ◉ Tip #5: Look for scholarships all year long
- ◉ Tip #6: There are scholarships for everything!!
- ◉ Tip #7: It's never too early (or too late) to find a scholarship
- ◉ Tip #8: Beware of scammers!!!
- ◉ TIP #9: Get organized
- ◉ Tip #10: Don't let social media hold you back



HOW TO FIND SCHOLARSHIPS

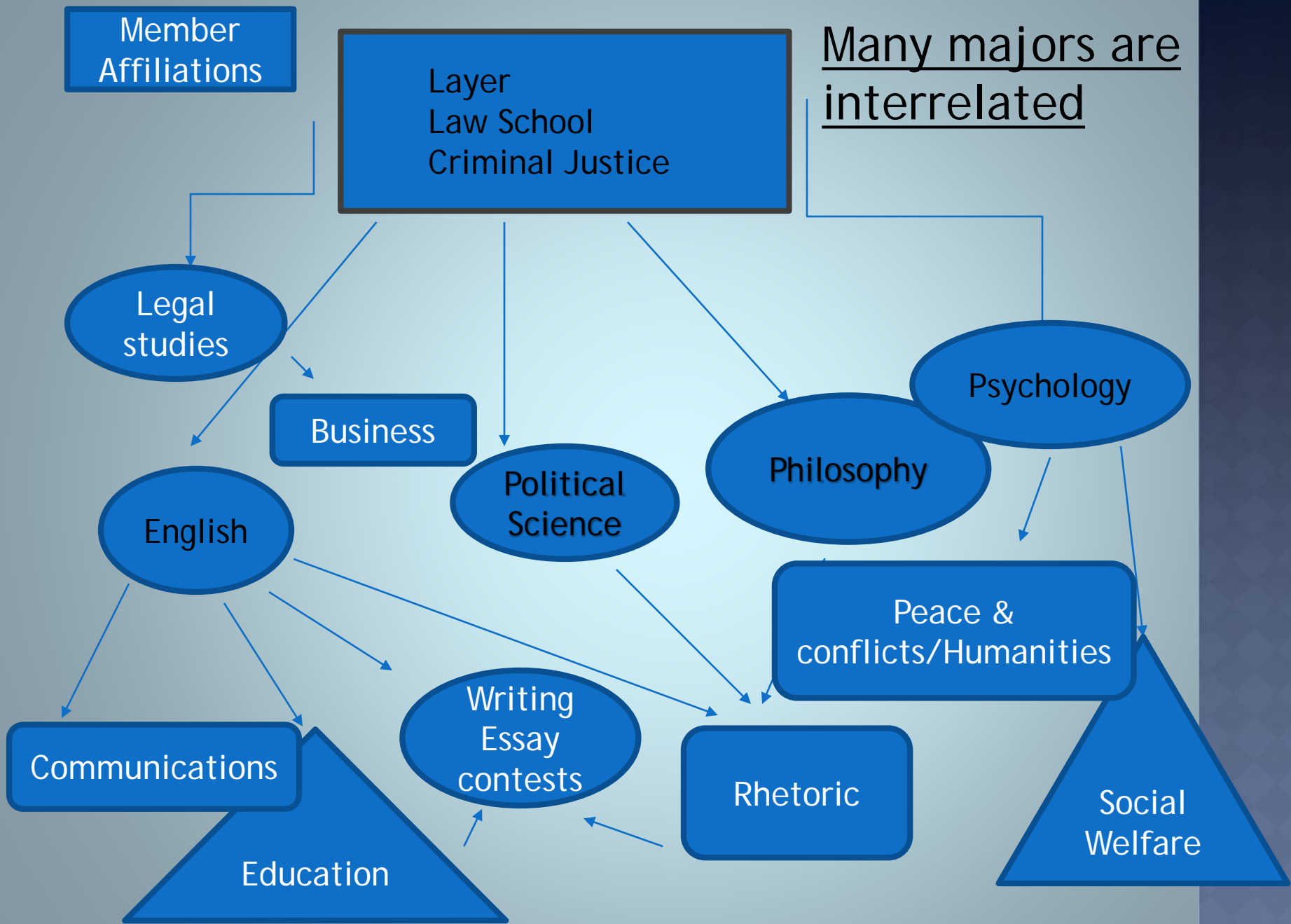
- ◉ Use the resources in the Transfer & Career Center:
 - Books
 - Web links Transfer Center Website under ["Scholarships/Financial Aid"](#)
 - Binders with scholarship information
 - Assistance in using all those resources
- ◉ Check your intended transfer institution's Scholarships



HOW TO FIND SCHOLARSHIPS

- ◉ When looking at career or major based scholarships, search with an open mind - many majors are interrelated
- ◉ Check out professional organizations for your intended major or career for more opportunities
- ◉ Find out if family members are a part of a union, were in the military, or fit other specific criteria - you may be eligible for more scholarships

Many majors are interrelated



HOW TO FIND SCHOLARSHIPS ONLINE

- ◉ Websites like [fastweb](#), [bigfuture](#), and [Peterson's](#) are popular websites. A list of websites is available on the [Transfer and Career Center website](#).
- ◉ Scholarship search websites are free, but they make their money through advertising
- ◉ You have to be good at knowing the difference between a scholarship and an advertisement
- ◉ They will send you LOTS of emails, many of which are spam or advertisements
 - It's a good idea to create a second email address, just for your online scholarship search.
- ◉ You will have to create a profile, but even with your profile, you will be matched to scholarships that are not a good fit for you. You will have to review each scholarship to know if you are eligible.

HOW TO WRITE WINNING ESSAYS

- ◉ 1. Show, Don't Tell
- ◉ 2. Keep Things Personal
- ◉ 3. Use Effective Organization
- ◉ 4. Make each sentence count
- ◉ 5. Make your essay unique and memorable



HOW TO WRITE SHORT ANSWER QUESTIONS

Responses to short answer question are typically 150 words or less

Brief and direct - make your case in very few words by showing rather telling, focus on personal detail

Don't- Overload your response with too many major points

Prioritize- your potential points, stick to one or two of the most important

Develop - your points effectively

Back it up - prove your points with a few examples

End - with a touching thought that supports your main point

NEED HELP WRITING YOUR SCHOLARSHIP ESSAY?

- ◉ All writing resources at COM can help you perfect your scholarship essays
- ◉ English Writing Center
 - KTD: LC 120 No appointments necessary! Open Monday through Friday
 - IVC: Career Study Center Bldg 17 Room 100 Open Wednesday through Friday
- ◉ Online Writing Center - sign up through your Moodle account and submit your papers online for editing and proofreading


SELF ENROLL IN THE OWC

- ◉ Find it in your Moodle page
- ◉ You can contact COM's OWC Coordinator Alisa Klinger for assistance: aklinger@marin.edu

COLLEGE OF
MARIN

Distance Education

Dream · Learn · Achieve



NAVIGATION

Home

- My home
- Site pages
- My profile
- My courses


TUTORING

For expert help with writing for an class, self-register for the Online Writing Center (OWC) *beginning January 19, 2016.*

For free peer tutoring in subjects besides writing, please visit the

Back to MyCOM

The [Spring 2016 Class Schedule](#) is now available online! Are you planning on registering for a Distance Education course? Before you complete your registration, review the [Course Welcome Letter](#) for each course you are interested in to ensure you are prepared to meet the course requirements.



Are You Ready?

Are you considering taking an online course at College of Marin? Here is a link to [COM's Distance Education](#) page where you can find more

IMPORTANT:

Closing this browser does not end your session. In order to end a session you must click on **Logout** (top right side of browser window). **If you do not log out, your session will remain active.** The next person to use this computer will have full access to your account.

CALENDAR

January 2016

Sun	Mon	Tue	Wed	Thu	Fri	Sat

5 WRITING REMINDERS:

- ◉ Tailor each essay to the needs of each particular prompt.
- ◉ Respect those word- and page-length limits.
- ◉ Plan and draft early--no last minute rushing! Allow yourself at least 2-3 drafts before the essay becomes "ready to send."
- ◉ Don't forget those thank-you letters!

FOR MORE INFORMATION

- Visit College of Marin's Transfer and Career Center



- And never stop with your scholarship search!